

## Éric Grenier's Poll Tracker

**Poll Tracker has been your guide to the 2015 Canadian election. On election night, track party gains and losses and see how the campaign played out in your riding [in our live results dashboard](#).**

Poll Tracker analyzed polls from across the country from July 15 through October 18. CBC polls analyst and [ThreeHundredEight.com](#) founder Éric Grenier analyzed which parties were gaining or losing support in the [polls](#), who would win with the most [seats](#) if an election were held today, what's happening in the [regions](#) and how that compares to the last election. It also includes a complete [list of polls](#).

Updated October 18, 2015 at 10:47 PM ET, including polling in the field to October 18, 2015

### Poll averages

## Which parties are gaining or losing support?

To provide the best estimate of current voting intentions, the Poll Tracker combines data from all major public opinion polls into a weighted average. According to the latest data:

**Liberal Party**

LPC

**37.2%**

The Liberal Party leads with 37.2% support.

**Liberal Party**

LPC

**+0.7**

The Liberal Party had the largest change, up 0.7 points since the last poll average calculations.

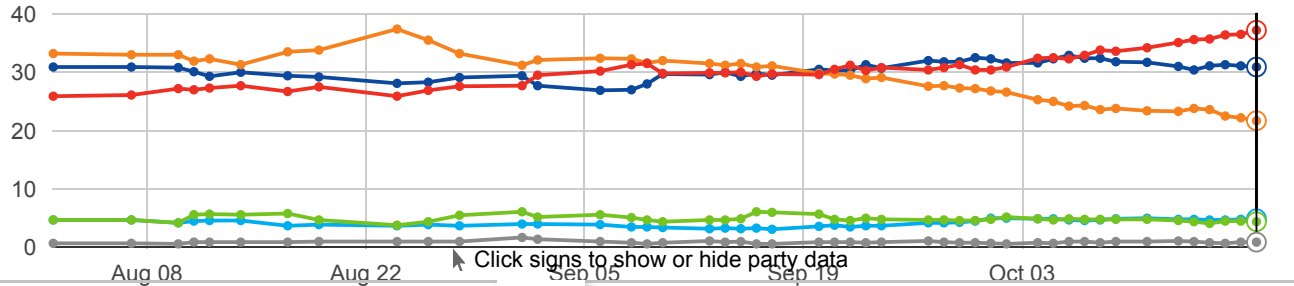


## Poll averages

Oct 18, 2015



Region:



**CPC**

**NDP**

**LIB**

CPC	NDP	LIB	BQ	GRN	OTH
30.9%	21.7%	37.2%	4.9%	4.4%	0.9%
-0.2	-0.5	+0.7	+0.1	-0.1	+0.0

Éric Grenier on the polls (October 18 averages):

---

Oct 17  
2015 **As usual, election fortunes come down to Greater Toronto Area**

---

Oct 16  
2015 **Poll Tracker: Are the Liberals now eating into Conservative support?**

---

**Seat projections**

# If an election were held today, who would win?

There will be 338 seats in the next House of Commons. A party needs to win 170 seats to form a majority government. Each federal electoral riding corresponds to one seat. The Poll Tracker estimates the most likely number of seats each party could win if an election were held today, based on current polling levels.

**Liberal Party**

LPC

## 146 seats

The Liberal Party leads with 146 seats and is 24 seats from winning a majority government.

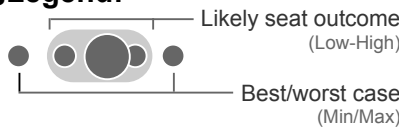


[What is a seat projection?](#)

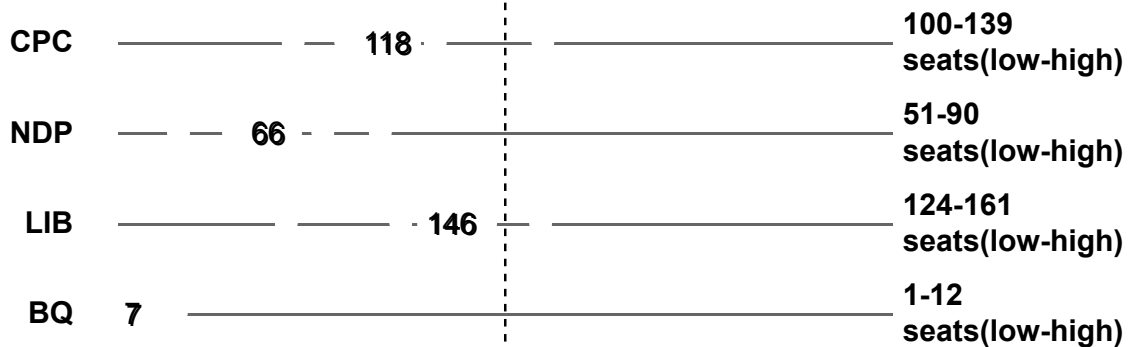


**Latest seat projections**

Oct. 18, 2015



170 seats needed to win majority



OTH 0 0-1  
seats(low-high)

Min Low **Avg** High Max

### Seat projections (regional breakdown)

## What do the regional results look like and how does that compare to last election?

Below are the regional breakdowns of the most recent seat projection. The number of seats in each province (and region) is largely determined by the proportion of the Canadian population that lives there. Due to population changes since the last election, seats have been added to B.C., Alberta, Ontario and Quebec, increasing the total number of seats in the House of Commons to 338 from 308.

#### Liberal Party

LPC

## ON +56 seats

Ontario is seeing the greatest movement in the projected seat outcome, where the Liberal Party has gained 56 seats since 2011.

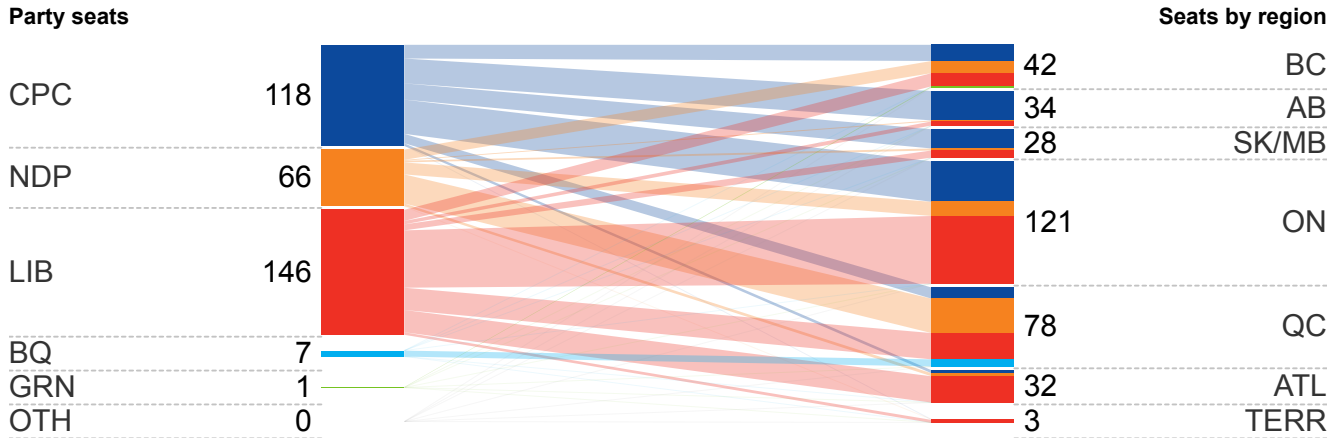
#### Liberal Party

LPC

## ON +45%

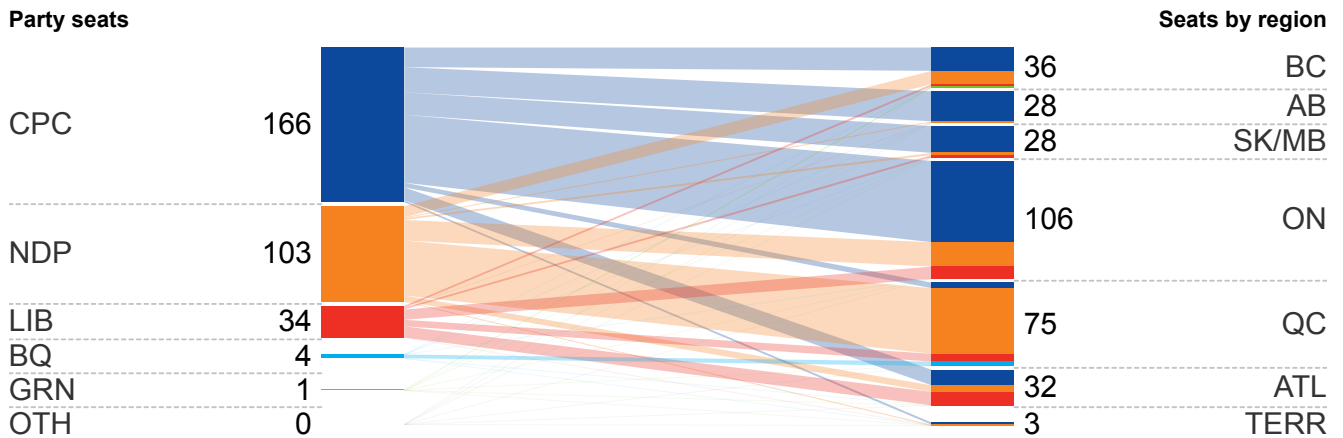
Ontario is seeing the greatest proportional movement in the projected seat outcome, where the Liberal Party has gained 45% since 2011.





### Election results: 2011

308 seats total



### List of polls

## Where does the data come from?

All major opinion polls used in the Poll Tracker are listed below in reverse-chronological order. Click on the poll name to view the original source.



Show  entries

Scroll horizontally to see more columns

Forum/VICE		10/18 - 10/18	30	20	40	6	3	1
EKOS/iPolitics		10/16 - 10/18	31.9	20.4	35.8	4.9	5.6	1.4
Nanos/Globe & Mail-CTV		10/16 - 10/18	30.1	21.2	38.2	4.9	4.7	
EKOS/iPolitics	0	10/16 - 10/17	32.6	21	34.3	5.4	5.4	1.4
Nanos/Globe & Mail-CTV	0	10/15 - 10/17	30.5	22.1	37.3	4.6	4.7	
Ipsos Reid/Global News		10/15 - 10/17	31	22	38	4	4	0
EKOS/iPolitics	0	10/15 - 10/16	33.3	21.9	33.7	4.7	4.1	2.3
Nanos/Globe & Mail-CTV	0	10/14 - 10/16	30.7	22.6	37	4.4	4.7	
Angus Reid Institute		10/13 - 10/16	31	22	35	5	5	1
Léger/Le		10/13 - 10/16	30	22	38	6	4	0
Léger/Le Devoir-Journal de Montréal		10/13 - 10/16	30	22	38	6	4	0

1 **“Poll”** refers to the polling company that conducted the survey, the media outlet that commissioned the poll or was given exclusivity on publishing the results, and the dates over which the poll was conducted. ↩

2 **“Weight”** refers to the weight that the poll carries in the national polling averages projection. ↩

3 **“Sample Size”** refers to the total number of respondents interviewed. ↩

4 **“Method”** refers to the mode of contact of the polls. ↩

- **T.E.L.:** Polls conducted via the telephone with live operators conducting the interviews with randomly-dialled respondents.
- **I.V.R.:** Polls conducted via interactive voice response, in which recorded questions are played for randomly-dialled respondents and answers are given via the telephone keypad.
- **N.E.T.:** Polls conducted via the Internet. In most cases, respondents come from a panel of Canadians recruited in various ways, including over the telephone. Because these samples are not probabilistic or random, a margin of error does not apply to them.
- **T./N.:** Hybrid poll combining online and telephone methodologies.

---

Design and Development: [CBC News Interactives](#)

---

## Explore CBC

<a href="#">CBC Home</a>	<a href="#">Music</a>	<a href="#">Books</a>	<a href="#">Digital Archives</a>
<a href="#">TV</a>	<a href="#">Kids</a>	<a href="#">Parents</a>	<a href="#">Games</a>
<a href="#">Radio</a>	<a href="#">Local</a>	<a href="#">Aboriginal</a>	<a href="#">Contests</a>
<a href="#">News</a>	<a href="#">Documentaries</a>	<a href="#">Weather</a>	<a href="#">Site Map</a>
<a href="#">Sports</a>	<a href="#">Comedy</a>	<a href="#">CBC Connects</a>	

---

## Stay Connected

<a href="#">Mobile</a>	<a href="#">RSS</a>	<a href="#">Podcasts</a>	<a href="#">Newsletters &amp; Alerts</a>
------------------------	---------------------	--------------------------	------------------------------------------

---

## Services and Information

<a href="#">Corporate Info</a>	<a href="#">Terms of Use</a>	<a href="#">Contact Us</a>	<a href="#">Renting Facilities</a>
<a href="#">Public Appearances</a>	<a href="#">Privacy Policy</a>	<a href="#">Jobs</a>	
<a href="#">Commercial Services</a>	<a href="#">CBC Shop</a>	<a href="#">Doing Business with</a>	
<a href="#">Reuse &amp; Permission</a>	<a href="#">Help</a>	<a href="#">Us</a>	

---